


A powered gate is a machine and, like any machine, it poses potential risks to children and adults alike. In recent years, 3 adults and 3 children have been killed by dangerous gates and there have been countless serious injuries and near misses. There continues to be a lack of awareness and knowledge of powered gate safety with a proliferation of poorly trained, ill equipped and unqualified installers operating illegally, particularly in the domestic market. There are countless dangerous gates still in service today, many of which are on domestic properties. If somebody was to get injured by a dangerous gate, the owner could well be held liable.

There are criminal laws that require that powered gates are safe; anyone installing, maintaining or repairing a gate is legally required to ensure the gate is properly safe.

New gates are required to comply with the Supply of Machinery (Safety) Regulations which bring the European Machinery Directive into UK law. Further, anyone maintaining, repairing or modifying a powered gate is required by section 3 of the Health & Safety at Work Act 1974 to ensure all works result in a safe gate.

In every case, a safe gate is defined as one conforming to or exceeding the requirements of BS EN 12453:2001 which requires that:

- Automatic gates must be protected by “touch sensitive” control *either* by rubber safety edges *or* intelligent drive units that will cause the gate to retract if it encounters an obstacle. The effectiveness of these measures must be checked using a force testing metre to ensure that forces are at a safe level.
- The lower edge of a swing gate must be protected by either safe edge or intelligent drive.




- There should also be “light beams” across the entrance as a backup measure.


Light beams must never be the sole protection measure, unless they form multi beam curtaining that prevents *all possible* access to the moving gate. Multi beam light curtaining is a little used technology in the domestic market due to its relatively high cost.

A single beam of light is just too easy to defeat by standing astride or leaning over the beam for it to be safe!

The hinge area must be protected by flexible guards or rubber safety edges or have hinges that have a constant gap throughout movement. Numerous serious injuries and one death have occurred at this area of powered gates.



Where a gate creates a *shearing* hazard as it passes a fixed support element, wall or fence (*very common with a sliding gate*) there must be rubber safety edges or fencing to prevent access to the dangerous movement. *These areas could alternatively be protected with a light curtain.*

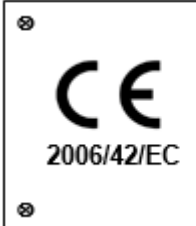



Rather than use additional safety devices, smart design that eliminates changing hinge gaps and use of intelligent drive units can with great care be utilised to provide the required level of safety.



***This gate uses a combination of careful design to eliminate hinge gap hazards and drives with built in obstacle detection. The gate will stop and reverse on contact with obstacles; this is backed up by light beams across the opening.***

A new powered gate should come with a Declaration of Conformity and bear a CE plate.

<h2>Declaration of Conformity</h2>	
<b>Gate Co. Ltd, Anytown, AN1 1TN</b>	
John Bloggs - MD	
Serial number: 12345678	
The company identified in 1 above declares under its own authority that the gate identified in 2 above is in full compliance with;	
<ul style="list-style-type: none"><li>• 2006/42/EC – Machinery Directive</li></ul>	
The same company additionally declares under its own authority that the gate is also in full compliance with;	
<ul style="list-style-type: none"><li>• 2006/95/EC – Low Voltage Directive</li><li>• 2004/108/EC – Electro Magnetic Compatibility Directive</li><li>• 1999/5/EC – Radio and Telecommunications Directive</li></ul>	
The gate complies with these specific elements of the following standards;	
<ul style="list-style-type: none"><li>• Protective measures in accordance with - BS EN 12453</li><li>• Force testing in accordance with - BS EN 12445</li><li>• Safety devices in accordance with – BS EN 12978</li></ul>	
Date: 18 – 12 – 2015	
<i>J Bloggs</i>	
	

You should also be provided with user instructions, safety warnings and maintenance instructions, together with a log book to record maintenance and repair activities.

In order for a powered gate to remain safe, it will need regular maintenance and safety checks to ensure that it will remain safe and reliable in service. It is inconceivable to imagine a powered gate that does not require at least an annual maintenance visit and many systems will need more regular visits dependent on use, automation and safety devices in use.

**Door & Hardware Federation Powered Gate Group member companies have all been trained and qualified to install, maintain and repair powered gates. They have agreed to work within a strict code and always operate strictly within the law. Contact the DHF to help find a company locally on 01827 52337 or email [info@dhfonline.org.uk](mailto:info@dhfonline.org.uk) and look out for the DHF Safety Assured logo.**

### Do

- Keep away from moving powered gates.
- Only operate remote controls in sight of the gate.
- Get them checked and maintained regularly by a trained and qualified expert.
- Only use properly trained and qualified specialists to work on your gate.

### Don't

- Allow children to play on or near powered gates.
- Park or stop needlessly within the sweep of a powered gate.
- Modify or interfere with the controls.
- Ignore safety advice given by properly trained and qualified specialists.